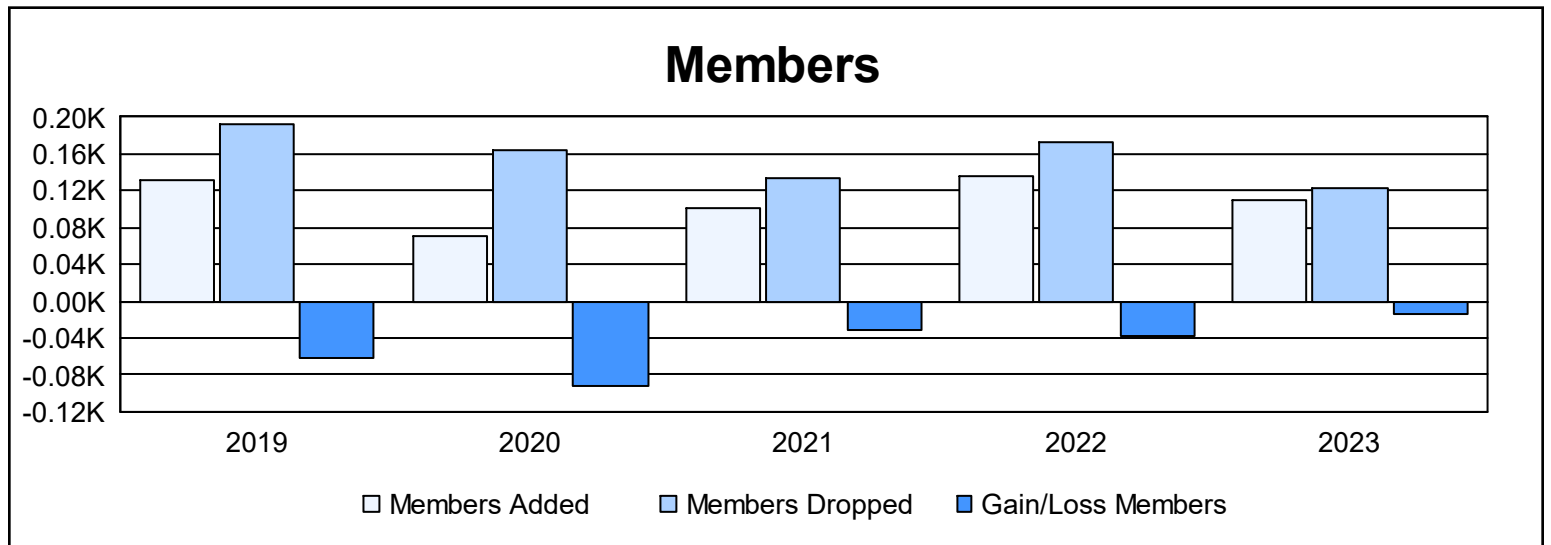
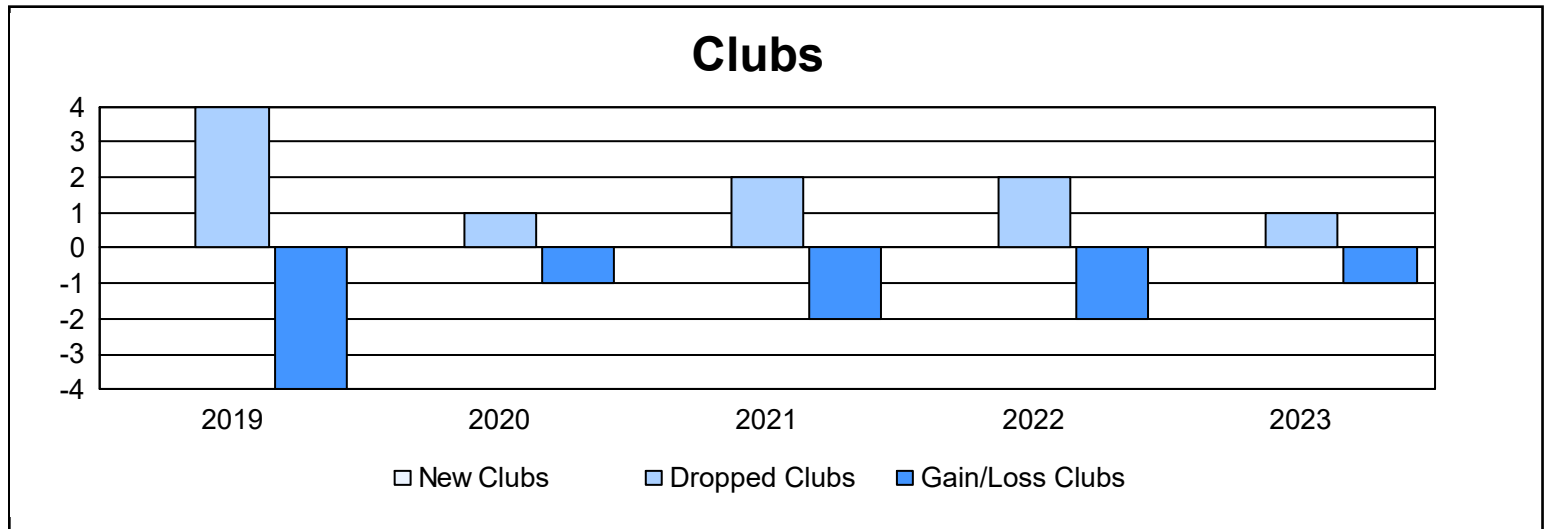
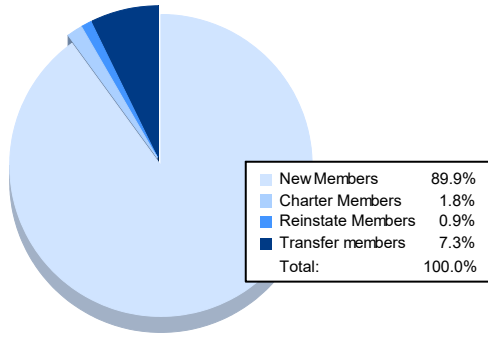


| Year | New Clubs | Dropped Clubs | Gain/ Loss Clubs | New Members | Charter Members | Reinstate Members | Transfer Members | Total Member Added | Total Members Dropped | Gain/ Loss Members |
|----------------|-----------|---------------|------------------|-------------|-----------------|-------------------|------------------|--------------------|-----------------------|--------------------|
| 2018-2019 | 0 | 4 | -4 | 111 | 3 | 8 | 10 | 132 | 193 | -61 |
| 2019-2020 | 0 | 1 | -1 | 66 | 0 | 3 | 1 | 70 | 163 | -93 |
| 2020-2021 | 0 | 2 | -2 | 76 | 1 | 19 | 6 | 102 | 133 | -31 |
| 2021-2022 | 0 | 2 | -2 | 109 | 1 | 1 | 24 | 135 | 173 | -38 |
| 2022-2023 | 0 | 1 | -1 | 98 | 2 | 1 | 8 | 109 | 123 | -14 |
| Average | 0 | 2 | -2 | 92 | 1 | 6 | 10 | 110 | 157 | -47 |



Membership Composition June 2023 Cumulative



Gender Composition June 2023 Cumulative

